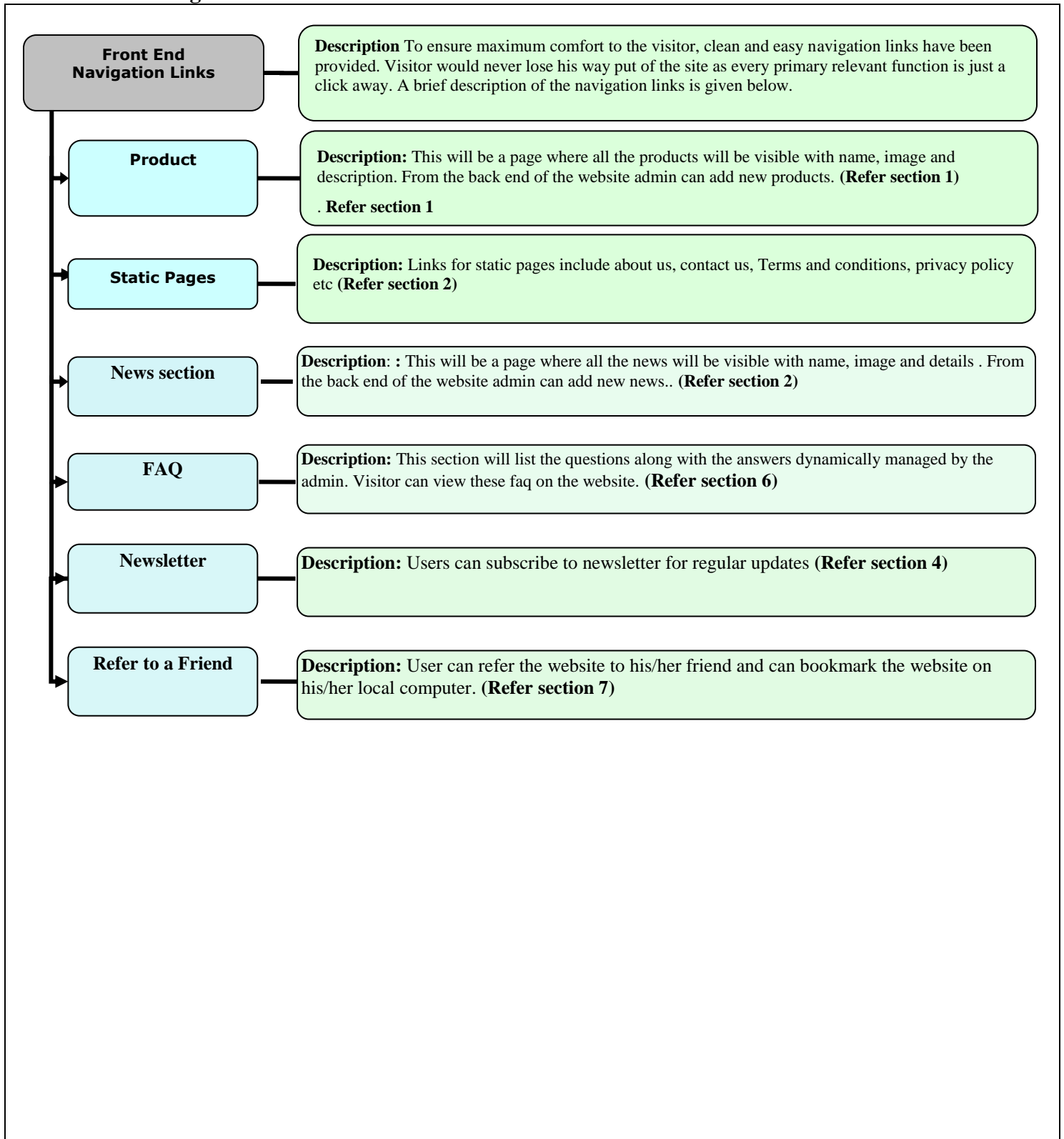
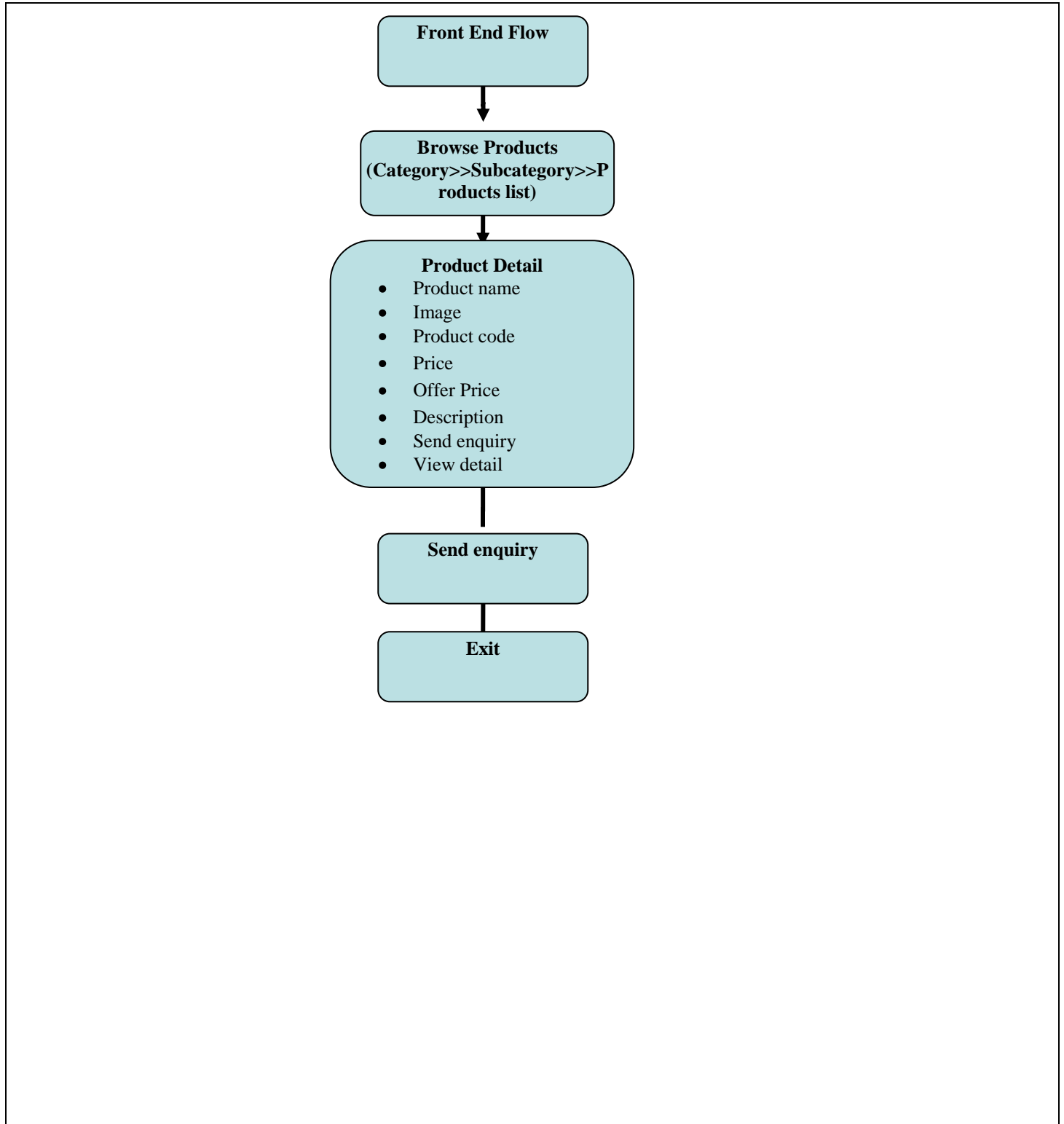


**Website Theme and Revenue Generation:** Visitors will be able to visit the online profile of the company. Visitors will be able to make enquiries of the various kinds of products added on the site.

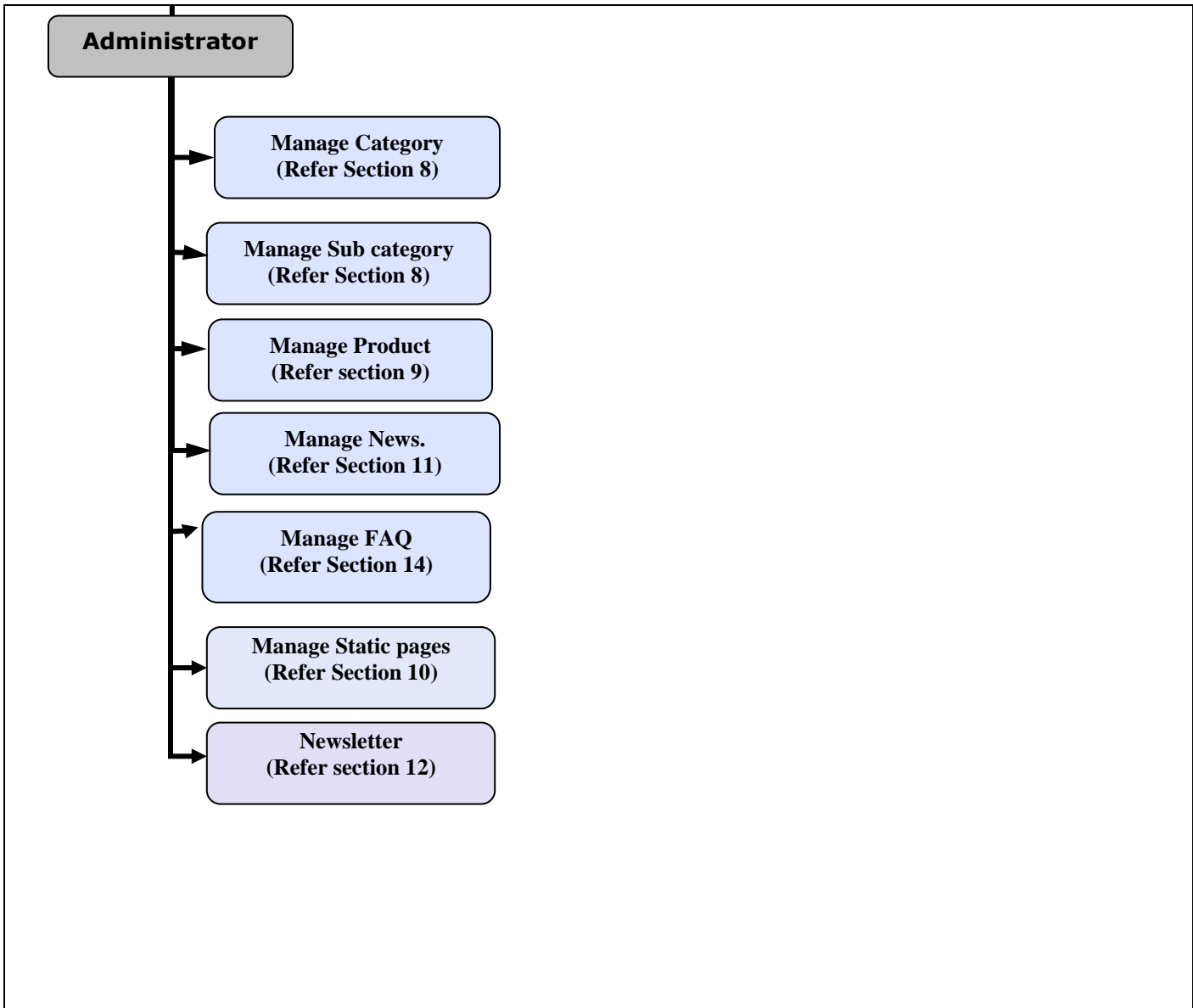
### Flowchart 1: Navigation Links



## Flowchart 2: Front End Flow



**Flowchart 3: Administrator**



**Annexure:**

**Section 1: Product Structure**

Site will support an n-level category structure; that means main category will be having either subcategories or services and products. The main category at the first level, Sub categories will be present in these main categories and products will be only under final category. Categories may extend to n-level.

Users can browse products through category navigation or by performing a search. Clicking upon main category will display the list of subcategories. Clicking upon the subcategory will display the list of products and services of subcategories corresponding to that category.

### **Products listing page will display the following information:**

- Product name
- Thumbnail Image

### **Products details page will display the following information:**

- Name
- Product code
- Product Big Image
- Thumbnail image
- Description
- Enlarged Preview option
- View Details
- Send Enquiry.
- Related products will also be there

### **Section 2: News Section**

There will be 2 options to display the news items. One is via RSS and the other one is in which admin needs to add news manually.

In either of the case, news will be displayed according to user's selection of country. News details are likely to display the following information:

- News title
- News Description
- Link to the news source
- Image (if any)
- Date

Details depend upon the source of news items. In case of RSS, the serving website should provide the following details including country so that same can be segregated accordingly.

### **Section 3: Other inside pages**

**This include all kind of informative pages which will be available at website , like About us, FAQ, Testimonials , Terms and condition etc.**

### **Section 4: Newsletter**

Newsletter section is very important as you can post your participation in various news, Conferences/shows/exhibitions. You can select the members from the Administration Panel **who have Registered for the newsletter at the website** to send the newsletter.

Users can also subscribe for newsletters to get regularly updated. They are required to provide the email id where the newsletter is to be sent.

Users can view other static pages which include all kind of informative pages which will be available at website, like Home, About Us etc.

### **Section 5: Contact Form** (Inquiry or Feedback section):

The Feedback/Enquiries will be provided at the website and users can put their feedback/Enquiries. These feedback/Enquiries will be received by Admin and will be replied from there.

### **Section 6: FAQ'S**

The Users can view the frequently asked questions here.

### **Section 7: Refer to Friend**

The user can refer the website to a friend by filing in the details.

## **ADMIN SECTION**

### **Section 8: Manage Categories**

This section will allow admin to manage categories on the website. Admin can add categories, subcategories. Admin can manage them by adding, updating, control display status (active/Inactive) and deleting them. At the time of adding a category or subcategory, admin will specify, Category name In case of subcategory, admin will also have to select the parent category. Admin can order categories as per his requirements. A category can only have subcategories or products inside it. Admin can also set related products for the product.

### **Section 9: Manage Products**

This section will allow admin to manage products and categories on the website. Admin can add categories, subcategories and products. Admin can manage them by adding, updating, control display status (active/Inactive) and deleting them. The product can be set as new Arrivals and it will display in section of new arrivals in front-end.

At the time of adding a category or subcategory, admin will specify, Category name In case of subcategory, admin will also have to select the parent category.

Admin can order categories as per his requirements. A category can only have subcategories or products inside it. At the time of adding products, admin will specify the following information:

- Product Name
- Product Code
- Thumb Image
  - Image 1
  - Image 2
  - Image 3
  - Image 4
- Price
- Offer Price
- Description

Admin can also set related products for the product.

## **Section 10: Manage Page Content**

Admin will be provided with web editor to manage the content of about us, privacy policy, terms and conditions and Contact us page. Admin can enter the content and format it like adding font style, size, bold etc. Admin can also add image to the content.

## **Section 11: Manage News**

If you opt to add the news manually, then this section will provide you with following options:

News title

Description

Date

Source website link

Country of intended audience

Image

Same will be displayed on the website accordingly. Please specify your preference regarding the same.

## **Section 12: Manage Newsletter Subscribers**

This section will display the list of newsletter subscribers. Admin can select the users, compose the email and send email to selected members as well as Non-Members by mentioning their Email ID.

Admin will be provided with a web editor to compose his email.

## **Section 13: Manage FAQ**

From this section admin can add FAQ in the site which will get displayed in the front end.